

MAIL ORDER

The component parts of the Easy-Wire system can be purchased from your local SWP / Wood 'n' Wool stockist, or directly from SWP.

Prices at March 2007 are:


Power Centre (SW01)	£18.00
Power Controller (SW04)	£24.00
Power Centre Compact (SW03)	£14.00
Power Connector (SW02)	£3.50
Power Extender (SW05)	£1.50
Optional power Socket (-S version) for digital power supplies,	add £1.50

Post & Packing Charges:

£30 or less:	£3.00
£31- £60	£5.00
Over £61	£7.00



Lighting a dolls house really does make the difference!



The leading Collector's Range of lighting from Small World Products



Small World Products

The UK's leading designer, maker and supplier of dolls house wiring, electronic controls and everything else for installing dolls house lights.

Small World Products Ltd

"Larkshayes", 1 Hasketon Road
Burgh
Woodbridge
Suffolk IP13 6PY,

Phone: +44(0)1473 735500

Fax: +44(0)1473 735500


Email: sales@smallworldproducts.com

Web: www.smallworldproducts.com

March 2007

SWP EASY-WIRE WIRING SYSTEM

Small World Products Ltd




Exclusive to Small World Products—the easiest way yet to wire your dolls house! A flexible system for all applications: From a basic system for a room box, up to a complete integrated power distribution system for the largest Mansion—The Easy-Wire system will fit all your needs.

Everything for the Miniature Electrician

Tel: 01473 735500

THE SWP EASY-WIRE RANGE



The Power Centre System


Small world Products Ltd (incorporating the well-known lighting specialists "Wood 'n' Wool lighting") has developed a major new, ultra-simple system for wiring Doll's Houses.

Called the **SWP Easy-Wire** System, the several different components integrate seamlessly to give a complete power wiring solution for the Doll's House electrician.

Based on the Round-Wire method of wiring doll's houses, The **SWP Easy-Wire** system can also embrace the hybrid system, which integrates copper tape wire, adding the flexibility of copper tape, yet with the simplicity of round-wire.

Each module in the system is compatible in size and mounting requirements with the others, giving a very neat installation.


The **SWP Easy-Wire** system is also fully compatible with the SWP Remote Control Unit, and can be simply upgraded at a future time without disturbance to the main dolls house wiring.



The Power Centre (SW01&SW01S) is the basic component of the system, connecting the wires from the transformer or power supply via a safety fuse to ten pairs of screw terminals. The Power Centre is delivered fused at 1Amp (17-20 bulbs). By simply changing the fuse value, up to 5 Amps (85-100bulbs) can be powered. **Installing the Power Centre couldn't be easier** – four screws and the provided spacers secure the Power Centre to the house. Then bare the ends of the wires coming from the lights, insert them into the desired contact position and tighten the clamping screw. Finally, connect the Power Supply and it's done! No fiddly plugs, no expensive sockets, and no dodgy connections. Everything is made to the same professional electronics quality as featured in SWP's Remote Control lighting units.



The Power Controller (SW04 & SW04S) is the perfect answer to the many people that have asked for a way of controlling their doll's house without going to the sophistication of a full Remote Control. The Power Controller has the addition of ten miniature finger-operated switches arranged so that each of the ten pairs of output terminals can be individually switched on or off. This also gives very simple troubleshooting when things go wrong!



The Power Connector (SW02) is a small interface module that connects directly to the input of one of the above units, and allows direct plug-in of one of the modern generation of Digital Power Supplies, as distributed by SWP. This unit can also be


used with any other transformer or power supply fitted with a 2.1mm power plug, centre positive. The Power Connector is Universal, and can be equally used to connect the 2.1mm plugs with conventional round- or tape- wiring. It has two extra contact pins to provide power via a Power Extender plug to other units such as a basement.

Power Socket Any of the Easy-wire units can be purchased ready-fitted with a 2.1mm socket for the power input, rather than the screw terminals. Ask for the "S" option. (eg SW01S)



The Power Extender (SW05) is the special high-power connector that fits on the terminal pins on all the above SWP Easy-Wire components to take power to other units such as a removable basement, roof section or even another house,

The Power Centre Compact (SW03 & SW03S)



For the smaller house, room box or as an additional power distributor for the very large house, a 5-outlet version of the power Centre is available. Having all the functions of its larger brother, the only difference is the size, fewer outlets (up to 40 bulbs), a compact size, and a lower price!

Fuse Selector:

Fuse (Amps)	1	2	3	4	5
G.O.W Bulbs	20	40	60	80	100
Screw-In Bulbs	14	28	42	56	70